

**Site Usage**

**2,736 Visits**

Previous: 2,684 (1.94%)

**59.17% Bounce Rate**

Previous: 56.78% (4.21%)

**7,399 Pageviews**

Previous: 7,394 (0.07%)

**00:01:53 Avg. Time on Site**

Previous: 00:01:50 (2.26%)

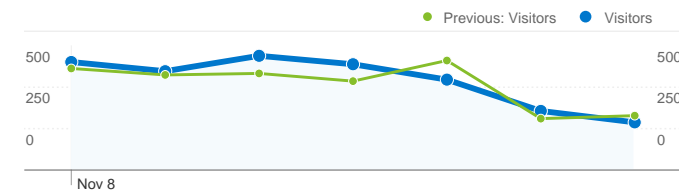
**2.70 Pages/Visit**

Previous: 2.75 (-1.83%)

**68.79% % New Visits**

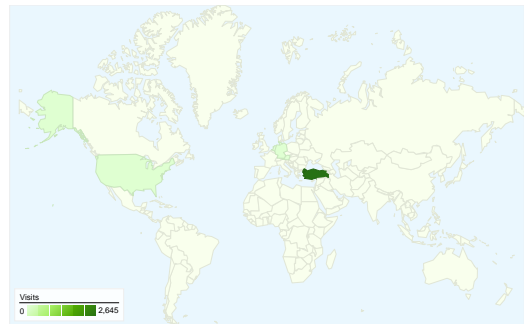
Previous: 64.94% (5.92%)

**Visitors Overview**

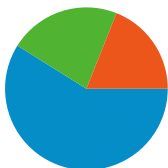


**Visitors**  
**2,318**

**Map Overlay**

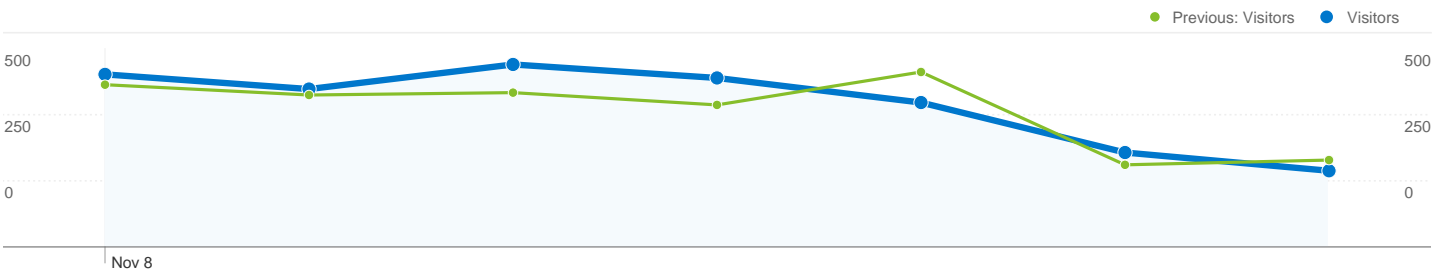


**Traffic Sources Overview**



- **Search Engines**  
1,611.00 (58.88%)
- **Referring Sites**  
606.00 (22.15%)
- **Direct Traffic**  
519.00 (18.97%)

Content Overview		
Pages	Pageviews	% Pageviews
/enstituler/saglik/		
Nov 8, 2010 - Nov 14, 2010	868	11.73%
Nov 1, 2010 - Nov 7, 2010	966	13.06%
% Change	-10.14%	-10.21%
/arastirma.php?p=51		
Nov 8, 2010 - Nov 14, 2010	620	8.38%
Nov 1, 2010 - Nov 7, 2010	230	3.11%
% Change	169.57%	169.38%
/arastirma.php?p=44		
Nov 8, 2010 - Nov 14, 2010	404	5.46%
Nov 1, 2010 - Nov 7, 2010	350	4.73%
% Change	15.43%	15.35%
/arastirma.php?p=49		
Nov 8, 2010 - Nov 14, 2010	339	4.58%
Nov 1, 2010 - Nov 7, 2010	184	2.49%
% Change	84.24%	84.11%
/arastirma.php?p=46		
Nov 8, 2010 - Nov 14, 2010	315	4.26%
Nov 1, 2010 - Nov 7, 2010	191	2.58%
% Change	64.92%	64.81%



**2,318 people visited this site**

**2,736 Visits**

Previous: 2,684 (1.94%)

**2,318 Absolute Unique Visitors**

Previous: 2,182 (6.23%)

**7,399 Pageviews**

Previous: 7,394 (0.07%)

**2.70 Average Pageviews**

Previous: 2.75 (-1.83%)

**00:01:53 Time on Site**

Previous: 00:01:50 (2.26%)

**59.17% Bounce Rate**

Previous: 56.78% (4.21%)

**68.79% New Visits**

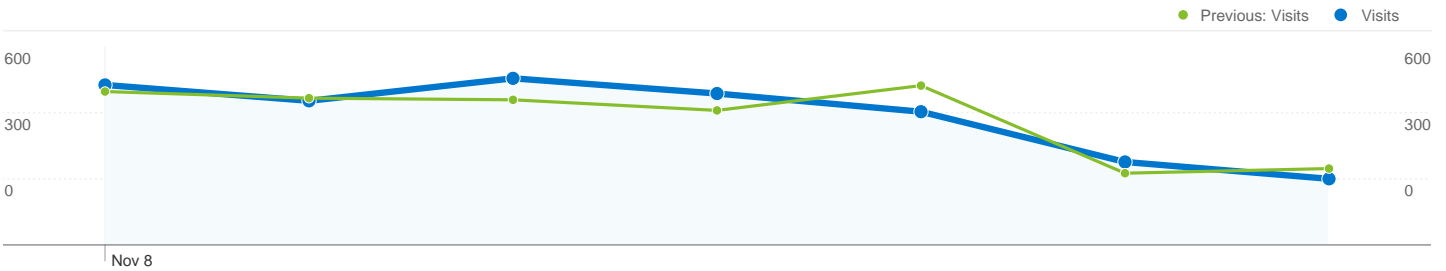
Previous: 64.94% (5.92%)

**Technical Profile**

Browser	Visits	% visits	Connection Speed	Visits	% visits
Internet Explorer			DSL		
Nov 8, 2010 - Nov 14, 2010	1,856	67.84%	Nov 8, 2010 - Nov 14, 2010	1,557	56.91%
Nov 1, 2010 - Nov 7, 2010	1,783	66.43%	Nov 1, 2010 - Nov 7, 2010	1,419	52.87%
% Change	4.09%	2.12%	% Change	9.73%	7.64%
Firefox			T1		
Nov 8, 2010 - Nov 14, 2010	488	17.84%	Nov 8, 2010 - Nov 14, 2010	746	27.27%
Nov 1, 2010 - Nov 7, 2010	465	17.32%	Nov 1, 2010 - Nov 7, 2010	829	30.89%
% Change	4.95%	2.95%	% Change	-10.01%	-11.72%

Chrome		
Nov 8, 2010 - Nov 14, 2010	323	11.81%
Nov 1, 2010 - Nov 7, 2010	345	12.85%
% Change	-6.38%	-8.16%
Safari		
Nov 8, 2010 - Nov 14, 2010	48	1.75%
Nov 1, 2010 - Nov 7, 2010	54	2.01%
% Change	-11.11%	-12.80%
Opera		
Nov 8, 2010 - Nov 14, 2010	18	0.66%
Nov 1, 2010 - Nov 7, 2010	24	0.89%
% Change	-25.00%	-26.43%

Unknown		
Nov 8, 2010 - Nov 14, 2010	270	9.87%
Nov 1, 2010 - Nov 7, 2010	298	11.10%
% Change	-9.40%	-11.12%
Dialup		
Nov 8, 2010 - Nov 14, 2010	85	3.11%
Nov 1, 2010 - Nov 7, 2010	75	2.79%
% Change	13.33%	11.18%
Cable		
Nov 8, 2010 - Nov 14, 2010	70	2.56%
Nov 1, 2010 - Nov 7, 2010	60	2.24%
% Change	16.67%	14.45%



## All traffic sources sent a total of 2,736 visits

### 18.97% Direct Traffic

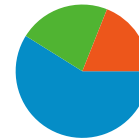
Previous: 20.60% (-7.93%)

### 22.15% Referring Sites

Previous: 25.37% (-12.70%)

### 58.88% Search Engines

Previous: 54.02% (8.99%)



- **Search Engines**  
1,611.00 (58.88%)
- **Referring Sites**  
606.00 (22.15%)
- **Direct Traffic**  
519.00 (18.97%)

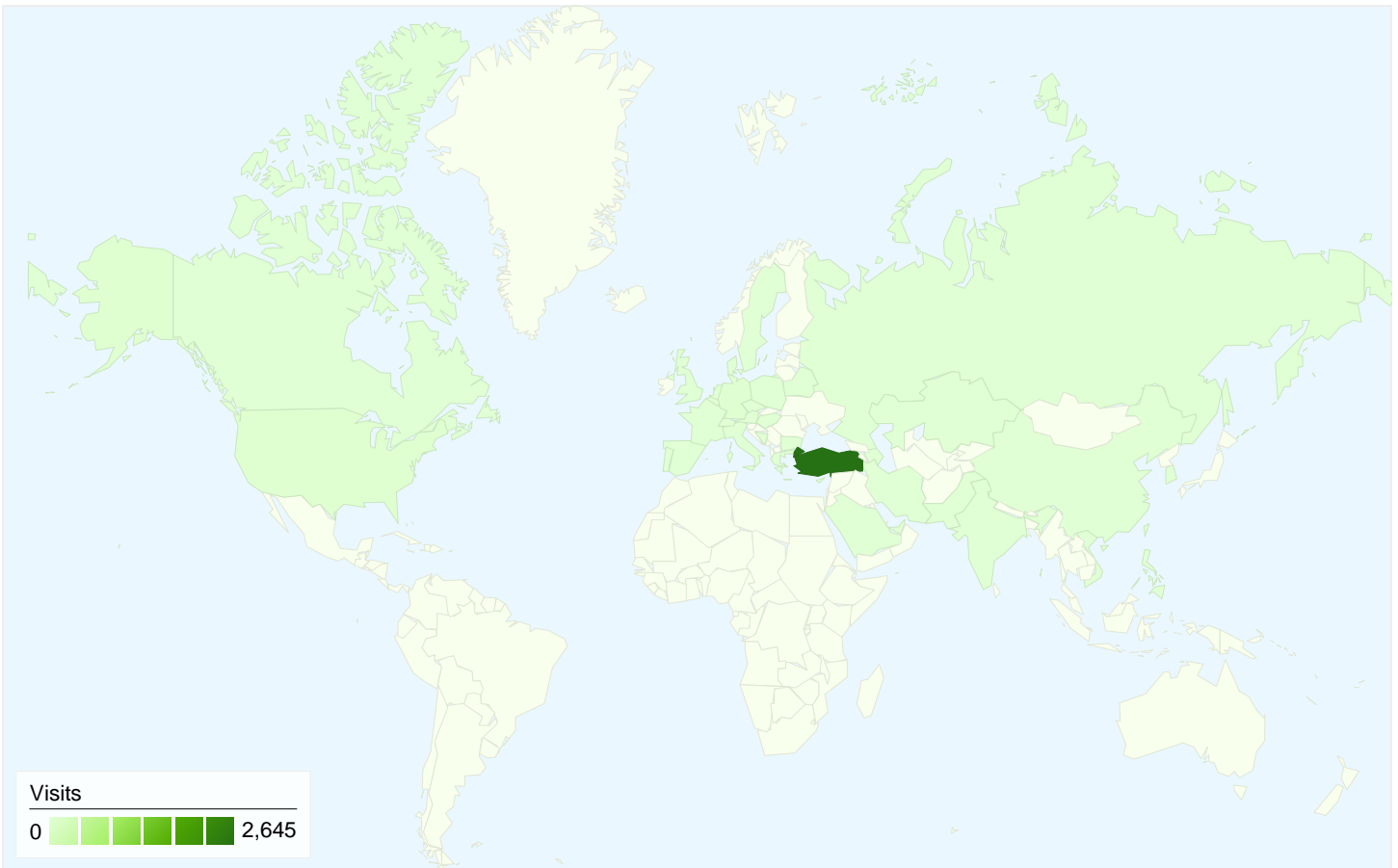
## Top Traffic Sources

Sources	Visits	% visits
google (organic)		
Nov 8, 2010 - Nov 14, 2010	1,596	58.33%
Nov 1, 2010 - Nov 7, 2010	1,435	53.46%
% Change	11.22%	9.11%
(direct) ((none))		
Nov 8, 2010 - Nov 14, 2010	519	18.97%
Nov 1, 2010 - Nov 7, 2010	553	20.60%
% Change	-6.15%	-7.93%
boun.edu.tr (referral)		
Nov 8, 2010 - Nov 14, 2010	477	17.43%
Nov 1, 2010 - Nov 7, 2010	577	21.50%
% Change	-17.33%	-18.90%
google.com.tr (referral)		
Nov 8, 2010 - Nov 14, 2010	94	3.44%
Nov 1, 2010 - Nov 7, 2010	74	2.76%
% Change	27.03%	24.61%
bing (organic)		

Keywords	Visits	% visits
öyp üniversiteleri		
Nov 8, 2010 - Nov 14, 2010	140	8.69%
Nov 1, 2010 - Nov 7, 2010	39	2.69%
% Change	258.97%	223.10%
istanbul üniversitesi sağlık bilimleri enstitüsü		
Nov 8, 2010 - Nov 14, 2010	68	4.22%
Nov 1, 2010 - Nov 7, 2010	91	6.28%
% Change	-25.27%	-32.74%
öyp		
Nov 8, 2010 - Nov 14, 2010	45	2.79%
Nov 1, 2010 - Nov 7, 2010	37	2.55%
% Change	21.62%	9.47%
öyp başvuru		
Nov 8, 2010 - Nov 14, 2010	36	2.23%
Nov 1, 2010 - Nov 7, 2010	14	0.97%
% Change	157.14%	131.44%
sağlık bilimleri enstitüsü		

Nov 8, 2010 - Nov 14, 2010	8	0.29%
Nov 1, 2010 - Nov 7, 2010	7	0.26%
% Change	14.29%	12.11%

Nov 8, 2010 - Nov 14, 2010	28	1.74%
Nov 1, 2010 - Nov 7, 2010	26	1.79%
% Change	7.69%	-3.07%



## 2,736 visits came from 37 countries/territories

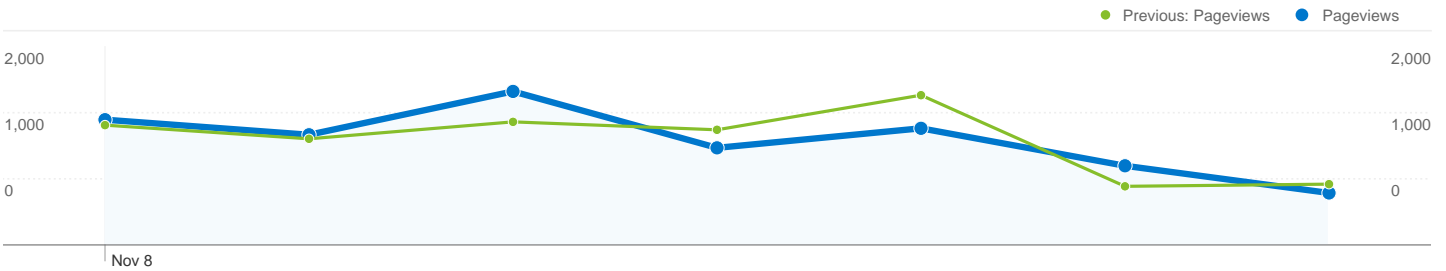
### Site Usage

Visits	Pages/Visit	Avg. Time on Site	% New Visits	Bounce Rate	
<b>2,736</b> Previous: 2,684 (1.94%)	<b>2.70</b> Previous: 2.75 (-1.83%)	<b>00:01:53</b> Previous: 00:01:50 (2.26%)	<b>69.08%</b> Previous: 65.01% (6.25%)	<b>59.17%</b> Previous: 56.78% (4.21%)	
Country/Territory	Visits	Pages/Visit	Avg. Time on Site	% New Visits	Bounce Rate
Turkey					
November 8, 2010 - November 14, 2010	<b>2,645</b>	2.71	00:01:54	68.39%	59.17%
November 1, 2010 - November 7, 2010	<b>2,601</b>	2.77	00:01:52	64.13%	56.63%
% Change	<b>1.69%</b>	<b>-2.36%</b>	1.88%	6.65%	<b>4.48%</b>
United States					
November 8, 2010 - November 14, 2010	<b>25</b>	2.84	00:01:25	84.00%	76.00%
November 1, 2010 - November 7, 2010	<b>20</b>	2.70	00:01:04	85.00%	70.00%
% Change	<b>25.00%</b>	5.19%	33.61%	<b>-1.18%</b>	<b>8.57%</b>
Germany					
November 8, 2010 - November 14, 2010	<b>21</b>	3.00	00:01:56	90.48%	47.62%

November 1, 2010 - November 7, 2010	10	2.30	00:00:47	100.00%	70.00%
% Change	110.00%	30.43%	144.83%	-9.52%	-31.97%
Sweden					
November 8, 2010 - November 14, 2010	4	2.50	00:00:38	75.00%	50.00%
November 1, 2010 - November 7, 2010	1	8.00	00:01:10	100.00%	0.00%
% Change	300.00%	-68.75%	-46.07%	-25.00%	100.00%
Netherlands					
November 8, 2010 - November 14, 2010	4	1.25	00:00:05	75.00%	75.00%
November 1, 2010 - November 7, 2010	6	2.00	00:00:59	100.00%	33.33%
% Change	-33.33%	-37.50%	-92.37%	-25.00%	125.00%
Austria					
November 8, 2010 - November 14, 2010	4	2.00	00:01:06	100.00%	50.00%
November 1, 2010 - November 7, 2010	1	3.00	00:00:29	100.00%	0.00%
% Change	300.00%	-33.33%	125.86%	0.00%	100.00%
United Kingdom					
November 8, 2010 - November 14, 2010	4	3.00	00:00:29	100.00%	50.00%
November 1, 2010 - November 7, 2010	4	1.00	00:00:00	100.00%	100.00%
% Change	0.00%	200.00%	100.00%	0.00%	-50.00%
Iran					
November 8, 2010 - November 14, 2010	3	1.00	00:00:00	100.00%	100.00%
November 1, 2010 - November 7, 2010	6	2.83	00:02:24	100.00%	16.67%
% Change	-50.00%	-64.71%	-100.00%	0.00%	500.00%
China					
November 8, 2010 - November 14, 2010	3	3.33	00:04:08	100.00%	0.00%
November 1, 2010 - November 7, 2010	2	1.00	00:00:00	100.00%	100.00%
% Change	50.00%	233.33%	100.00%	0.00%	-100.00%
Cyprus					
November 8, 2010 - November 14, 2010	3	3.67	00:00:34	100.00%	33.33%
November 1, 2010 - November 7, 2010	0	0.00	00:00:00	0.00%	0.00%
% Change	100.00%	100.00%	100.00%	100.00%	100.00%

1 - 10 of 37





## Pages on this site were viewed a total of 7,399 times

**7,399 Pageviews**

Previous: 7,394 (0.07%)

**5,466 Unique Views**

Previous: 5,323 (2.69%)

**59.17% Bounce Rate**

Previous: 56.78% (4.21%)

## Top Content

Pages	Pageviews	% Pageviews
<b>/enstituler/saglik/</b>		
Nov 8, 2010 - Nov 14, 2010	868	11.73%
Nov 1, 2010 - Nov 7, 2010	966	13.06%
% Change	-10.14%	-10.21%
<b>/arastirma.php?p=51</b>		
Nov 8, 2010 - Nov 14, 2010	620	8.38%
Nov 1, 2010 - Nov 7, 2010	230	3.11%
% Change	169.57%	169.38%
<b>/arastirma.php?p=44</b>		
Nov 8, 2010 - Nov 14, 2010	404	5.46%
Nov 1, 2010 - Nov 7, 2010	350	4.73%
% Change	15.43%	15.35%
<b>/arastirma.php?p=49</b>		
Nov 8, 2010 - Nov 14, 2010	339	4.58%
Nov 1, 2010 - Nov 7, 2010	184	2.49%
% Change	84.24%	84.11%
<b>/arastirma.php?p=46</b>		

Nov 8, 2010 - Nov 14, 2010	315	4.26%
Nov 1, 2010 - Nov 7, 2010	191	2.58%
% Change	64.92%	64.81%